REVISIONS				
ZONE	REV	DESCRIPTION	DATE	DRAWN

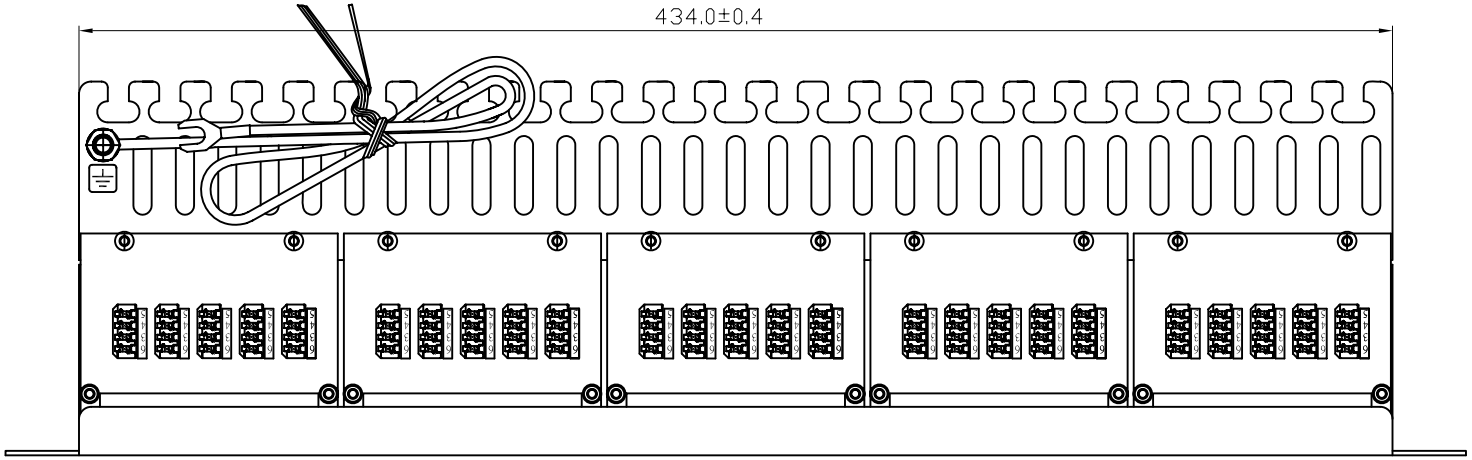

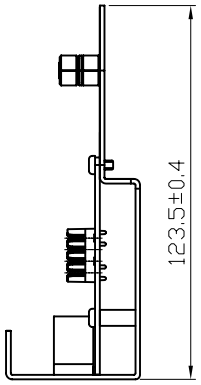

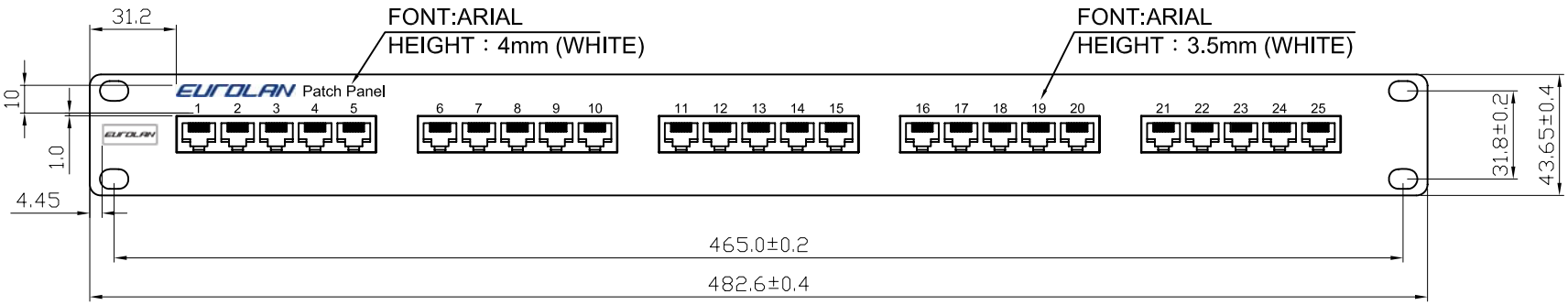

Environmental Conditions

TEMPERATURE RANGE
STORAGE −40 to +70°C
OPERATIONAL −10 to +60°C
RELATIVE HUMIDITY (OPERATIONAL)
MAXIMUM NONCONDENSING 93%

ELECTRICAL:

ELECTRICAL INSULATION RESISTANCE:10 MEGAOHMS MIN.
DIELECTRIC WITHSTANDING VOLTAGE:1,000 VOLTS,RMS,60HZ,1 MIN.
CONTACT RESISTANCE:20 MILLIOHMS MAX.
CURRENT RATING:1.5 AMPS AT 20°C

IDC:

IDC INTERFACE RESISTANCE <0.5mΩ TYPICAL

MECHANICAL:

HOUSING:

TOTAL MATING FORCE: 800 GRAMS FOR A 8 WIRE LEADS MINIMUM.
RETENTION:30 LBS MIN BETWEEN THE JACK AND PLUG.
INSERTION/EXTRACTION LIFE:750 CYCLES MINIMUM.

IDC:

MECHANICAL DATA
NUMBER OF TERMINATION ≧ 200
WIRE TERMINATION TYPE
INSULATION DISPLACEMENT(ID),GAS TIGHT
WIRE SIZE
CONDUCTOR SOLID OR STRANDED (7 STRANDS)
SIZE: 26~22 AWG

PHYSICAL:

HOUSING:
HIGH−IMPACT,FLAME−RETARDANT PLASTIC,UL94V−0 RATED.
SPRING WIRE/CONTACT BLADES:
MATERIAL: PHOSPHOR BRONZE ALLOY.
PLATING: 24 KARAT HARD GOLD(15u" PLATING THICKNESS)OVER 100u" NICKEL.

IDC:

HOUSING MATERIL:
HIGH−IMPACT,FLAME−RETARDANT PLASTIC,UL94V−0 RATED.
CONTACT MATERIAL: PHOSPHOR BRONZE ALLOY.
CONTACT PLATING: Sn−Pb ALLOY 100u" MIN

PLATE:

MATERIALS: SPCC−SD 16G

PCB:

MATERIALS: FR4

PACKAGING:

1 PC/bag/Eurolan box
Eurolan box size: 506X76X58 mm
10 pcs Eurolan box/Eurolan carton
Eurolan carton size: 515X394X318 mm

UNLESS OTHERWISE SPECIFIED: TOLERANCES	PROJECT ID 27B-U3-25BL		EUROLAN
INCH: .X ± .016, .XX ± .008, .XXX ± .004 / MM: .X ± 0.2, .XX ± 0.1 / ANGULAR: X ± 1°, .X ± .5°	FILE	DATE	TITLE: TELE PATCH PANEL 25P
MATERIAL	DRAWN		
SURFACE	CHECK		SIZE: A4 / DRAWING NUMBER / PART NUMBER / REV: A
FINISH	APPROVED		SCALE 1 : 1 / UNIT mm / SHEET 1 OF 1