

4

3

2

1

## REVISIONS

ZONE	REV	DESCRIPTION	DATE	DRAWN

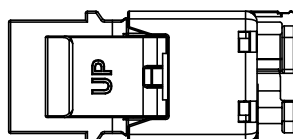
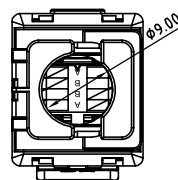
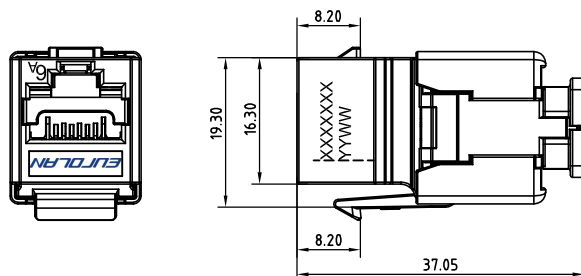
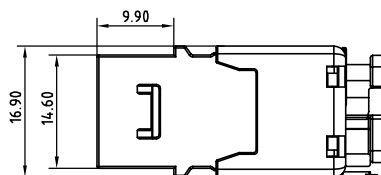
JACK HOUSING

INSERT MODULE

IDC MODULE

WIRE CAP

CLIP



## TRANSMISSION PERFORMANCE

Meet all requirements specified in connecting hardware requirement of  
Draft ISO/IEC 11801 amendment 2, Category 6A  
Draft ISO/IEC 60603-7-51  
ANSI/TIA-568-C.2, Category 6A

## ELECTRICAL

Electrical Insulation Resistance : 500 MΩ  
min. @ 100V d.c  
Dielectric Withstanding Voltage : 1000V d.c. or  
a.c. Peak Contact to Contact @ 60Hz for 1  
minute, 1500V d.c. or a.c. Peak Contact to Panel  
@ 60Hz for 1 minute

## MECHANICAL

Insertion / Extraction Life : 750 Cycles Minimum  
IDC Wire Gauge : 22 ~ 24 AWG

## PHYSICAL

Housing : Zinc-alloy fully shielded  
Spring Wire : Phosphor Bronze Alloy Plated With  
50 micro-inch of Gold  
IDC : Phosphor Bronze Alloy With 100  
micro-inch 100% Sn Alloy

## PACKAGING:

1pc / Eurolan PE bag  
25pcs / Eurolan inner box  
600pcs / Eurolan carton  
Eurolan carton size: 515x505x230(mm)

## COMPONENTS

ITEM	PART NAME	Q'TY
1	JACK HOUSING	1
2	INSERT MODULE	1
3	IDC MODULE	1
4	WIRE CAP	1
5	CLIP	1

UNLESS OTHERWISE SPECIFIED:  
TOLERANCES

INCH	MM	ANGULAR
X ± .016	X ± 0.2	X ± 1°
.XX ± .008	.XX ± 0.1	.X ± .5°
.XXX ± .004		

PROJECT ID  
16B-EA-07SL

EUROLAN

FILE

DATE

TITLE

KEYSTONE JACK

MATERIAL

DRAWN

SURFACE

CHECK

SIZE

DRAWING NUMBER

PART NUMBER

REV

FINISH

APPROVED

SCALE 1 : 1

UNIT mm

SHEET